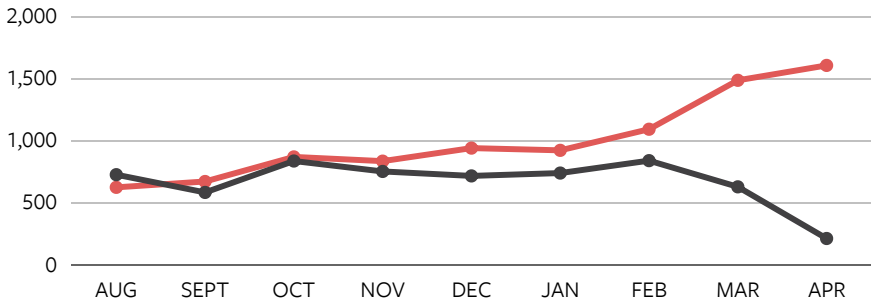




CONTRACT ACTIVITY

CONTRACTS SIGNED

● AUGUST 2020 - APRIL 2021
● AUGUST 2019 - APRIL 2020



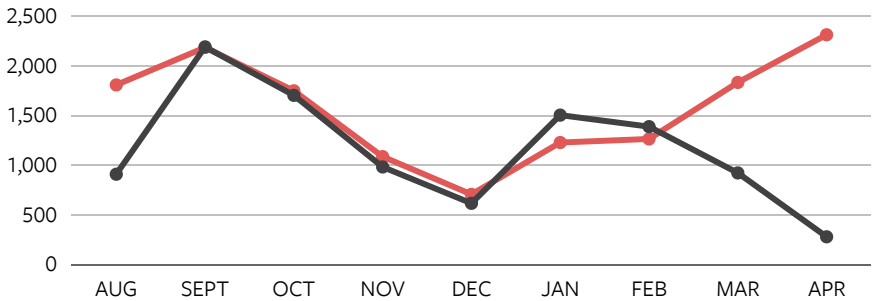
+8%
VS. MARCH 2021

+655%
VS. APRIL 2020

LISTING ACTIVITY

MONTHLY NEW SUPPLY

● AUGUST 2020 - APRIL 2021
● AUGUST 2019 - APRIL 2020

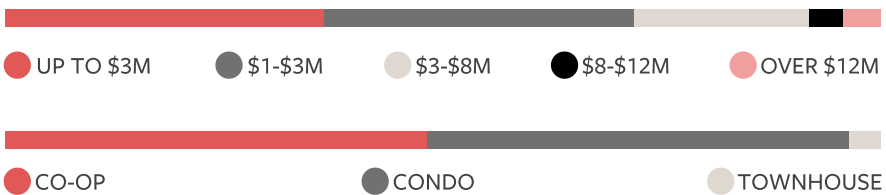


+45%
VS. MARCH 2021

+99%
FROM PREVIOUS YEAR

AVAILABLE INVENTORY

BREAKDOWN BY PRICE AND TYPE



WHILE THE INFORMATION IN THIS DOCUMENT IS FROM SOURCES DEEMED RELIABLE, IT IS SUBJECT TO ERRORS, OMISSIONS, OR CHANGES WITHOUT PRIOR NOTICE. EQUAL HOUSING OPPORTUNITY. DATA PROVIDED BY URBANDIGS / PERCHWELL.